



# Reach your learning potential **with Glean**

Getting started guide for students


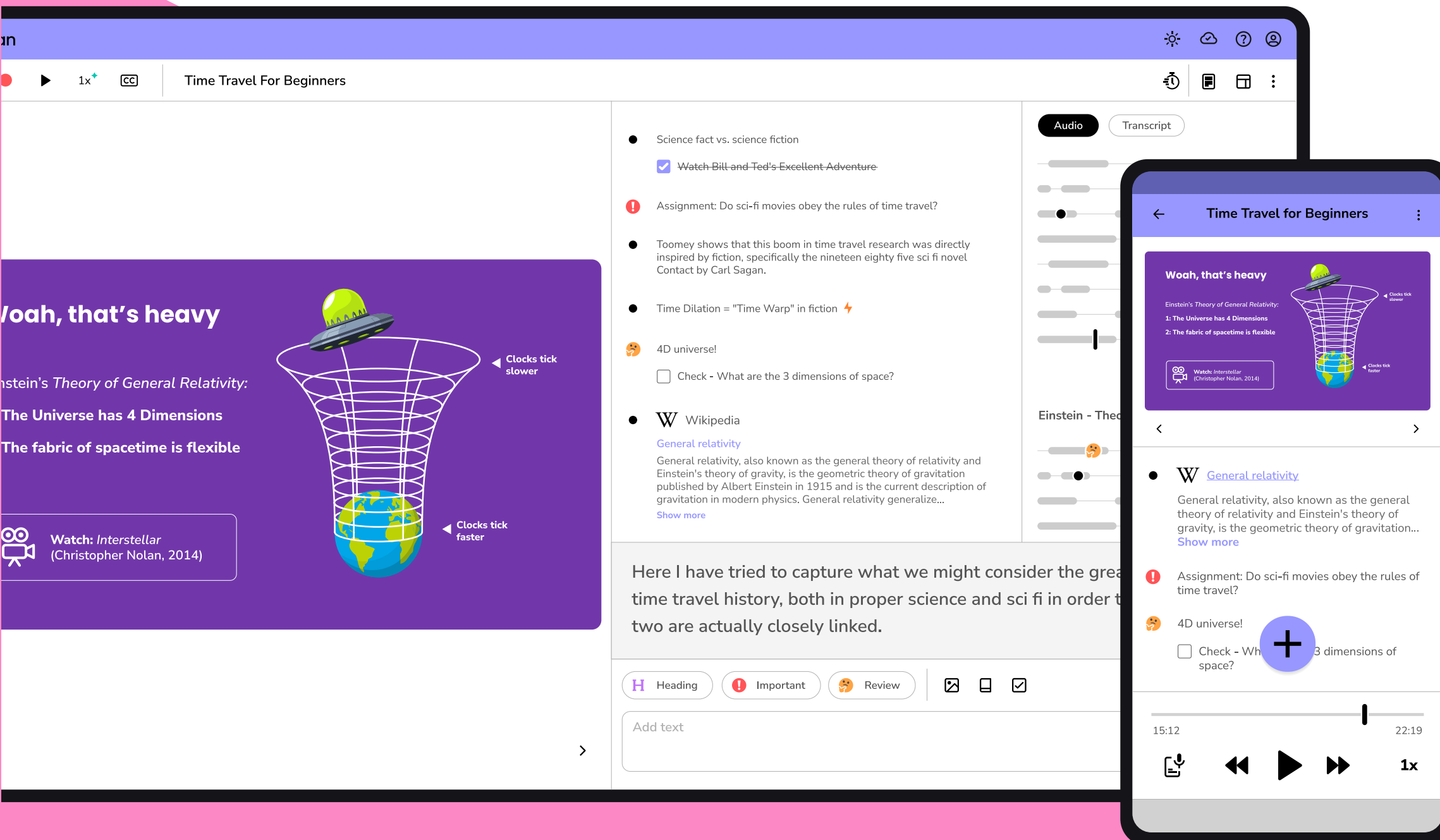


# What is Glean?

Glean's personal study app ensures learners don't waste the information that matters.


Capture everything from class, stay organized, review content at your own pace, and build personalised resources through a structured, AI-assisted learning process. Glean is trusted by more than 700 institutions globally, empowering 100,000s of learners to reduce stress boost confidence, and improve grades.

And it works: **95% of users believe Glean helped them be a better learner.**



# 84%

of students said that Glean helped them achieve **better grades**.



# 85%

of students say that they are **confident** that they can study effectively from class.



# 81%

of students say that they find studying **less stressful** using Glean.

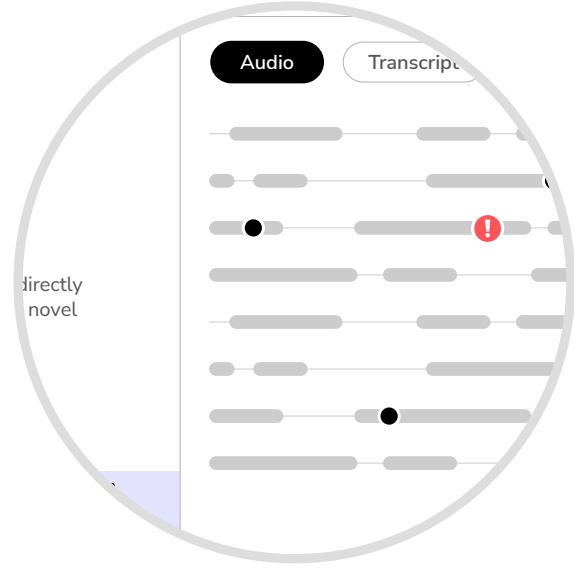
*Glean has been substantial with helping my learning.  
**I've improved my grade from a C- to an A!***

**Natalie, student user**

Hear from students who have become better learners with Glean:

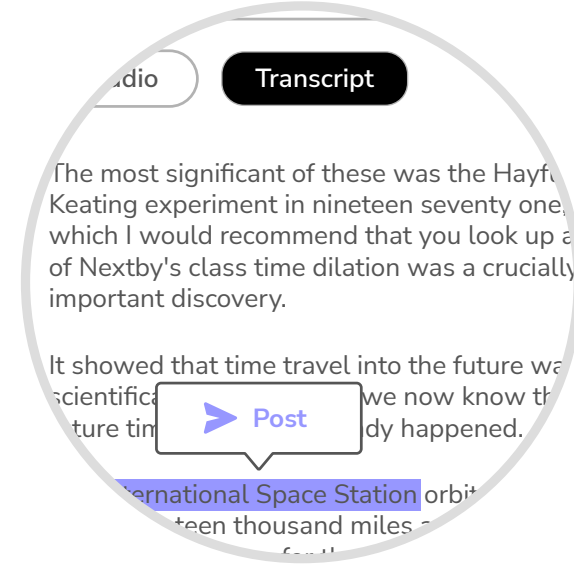
 **Case Studies**

# Key features



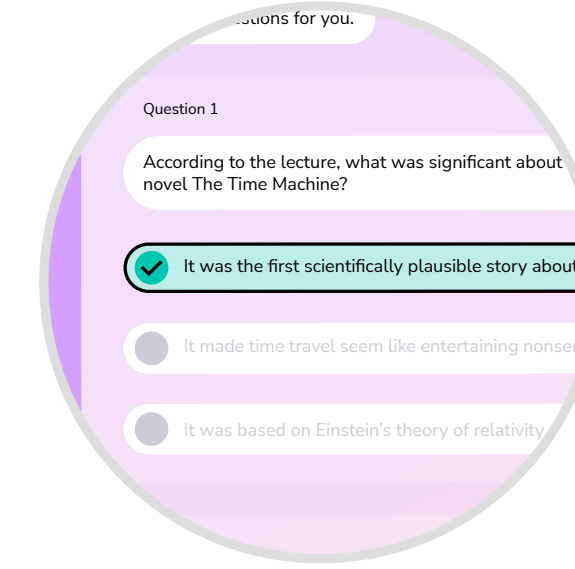
## Recording

Capture every last word from your classes, in person or online, on any device. Spoken phrases are visualized and marked where notes and labels are added.



## Transcription

Convert your audio recordings to text after class, and interact with information your own way.



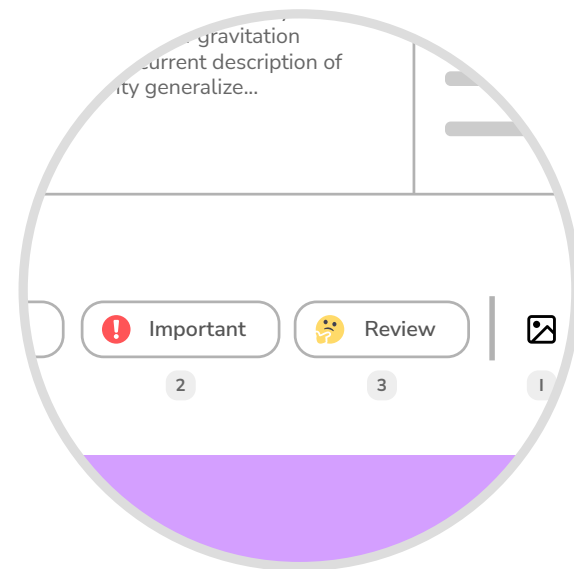
## Quiz Me

Test yourself on recorded class content AI-generated multiple choice questions



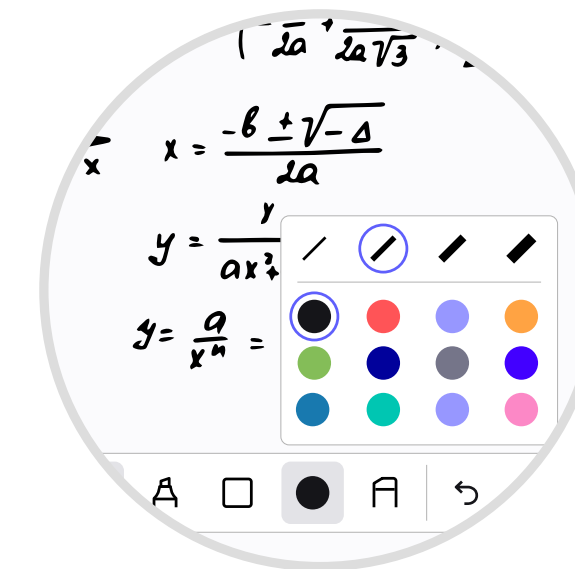
## Classroom visuals

Always remember what was said about each slide or diagram in class! Add powerpoints, pdfs, photos and screenshots to accompany your recordings.



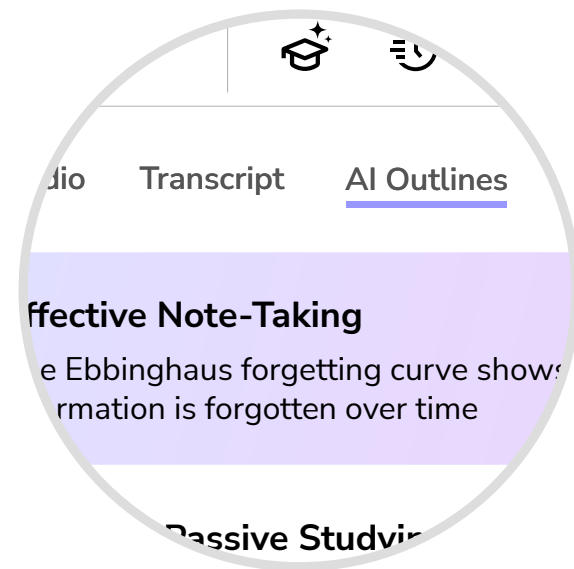
## Quick Notes

Keep your focus in class while going full speed in your note taking. Make quick highlights on your recordings with a single click.



## Scribble

Lot down equations, diagrams, and ideas as handwritten Scribbles, and add them to typed notes.




## AI Outline


Navigate class content more easily by organizing your class content into clear structured summaries, meaning you can spend more time on learning and less time searching recordings and transcripts.

# Get started with Glean


If Glean has been recommended to you then you're only 3 steps away from note taking excellence.



**1:** Follow the link in your *'Welcome to Glean'* email to register your user information



**2:** Access Glean at [app.glean.co](https://app.glean.co) or download Glean on mobile



**3:** Complete a **simple tutorial** to learn the key functions, then you're ready to take great notes!

## Additional resources

### ▶ Live Tutorials

Register for a **Live Tutorial** to learn about Glean's key features and how Glean will help you become a better note taker & boost your grades.

### ▶ Get help

Visit our **Help Center** for answers to our most frequently asked questions or to contact our Support Team.

### ▶ Glean Skills Portal

Check out our bite-size video guides **here** for an overview of the key functions of Glean, and how to get the most out of your lectures with a structured note taking process.